

ActiveCore™ 2 Series SKB

General Display

Upright fridges
Bottom mount design

Display and store food, drinks, and perishables, including flowers, chocolates, and wine.

All the great benefits of ultra-energy efficient ActiveCore technology, combined with lots of options not available in the standard TME and BME ranges. Customise your fridges perfectly to your space and enjoy quieter, cooler, cheaper refrigeration.




SKB600N-A & SKB600N-AC

SKB900N-A & SKB900N-AC

SKB1200N-A & SKB1200N-AC

SKB1500N-A & SKB1500N-AC

Standard finishes: White, black, selected Dulux Powdercoat colour (exterior & interior colour combinations) & Stainless steel (exterior & interior)
Standard models: 1, 2 & 3 glass door



Own Me - Use our SKOPE Funding online calculator by visiting skope.com/funding



Restaurants / Cafés



Quick Service Restaurants



Clubs / Pubs / Bars



Hospitality Venues



Accommodation



Medical / Aged Care



Schools



Convenience Stores

Quick Guide

- ✓ Premium build quality
- ✓ Display & store - food, drinks & perishables
- ✓ ActiveCore™ technology
- ✓ Market leading energy efficiency
- ✓ SKOPE Connected controller
- ✓ R290 Natural Refrigerant with minimal environmental impact
- ✓ Monitor & control with the SKOPE- connect™ app
- ✓ Solid & tropical door options*
- ✓ Full colour options
- ✓ Remote available*
- ✓ Customisable

Standard Features

Benefits

ActiveCore™ cartridge system	Interchangeable & easy servicing - same cartridge used across all models
Premium energy efficient glass	Double Low-E equivalent
Frameless glass door design	Modern appealing look
SKOPE patented EZI-CLIP	Quick shelf set up & adjustment
Bright LED lighting	Showcasing products inside
Door lock tabs	Extra security
Slotted back panel	Chilled air directly onto products
Optimal airflow design	Minimal internal temperature variations
Low noise fan system	Quiet operation

Options

- Stainless steel finish
- Full powdercoat colour range
- Remote
- Tropical heated glass
- Solid door
- Barrel key locks
- Lit sign (AC models)
- Extra shelf & slides/clips
- Internal LED lighting (solid door)
- Gravity feed shelving
- Internal shelf lights
- Stainless steel punched shelves
- Door hinge kit (1 door models only)

*ActiveCore 2 features not available for all models



Full Warranty
ActiveCore™ Series



High Efficiency
Major Energy Savings



Compliance
Independently Verified



Food Safe
Keeps food below 5°C

ActiveCore™ 2 Series

SKB - Bottom Mount

Cabinet

Glass Doors (standard)	Self closing, double glazed, single Low-E, argon filled, toughened safety glass, lockable, swing
Tropical Doors (optional)	Heated, self closing, double glazed, single Low-E, argon filled, toughened safety glass, lockable, swing
Solid Doors (optional)	Stainless or Powdercoated Steel, foamed, self closing, lockable, swing
Cabinet construction	Powdercoated Steel
Shelves	Plastic coated wire - adjustable height, 625mm wide X 470mm deep
Breathes from/Expels to	Lower front/ Lower rear
Lighting	LED Module - 1 per door
Controller	Electronic with SKOPE- connect™
Connectivity	Via Bluetooth
Removeable ActiveCore cartridge	Yes

Performance

Temperature Range	Food Safe: 1°C to 4°C (adjustable via SKOPE-connect 1°C to 15°C)
Maximum ambient temperature	43°C (40°C if fridge is built in)
MEPS Category	M1 Food & Drinks
High efficiency model	Yes

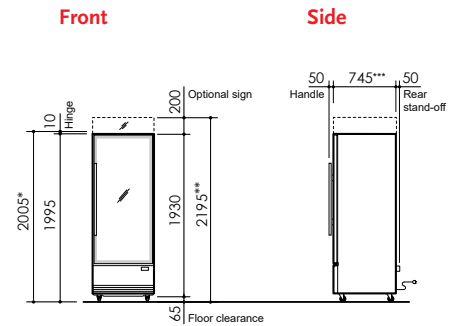
Refrigeration

System	ActiveCore cartridge- removable unit, bottom mounted, self contained
Refrigerant	R290 Natural Refrigerant
Drainage	No plumbing required

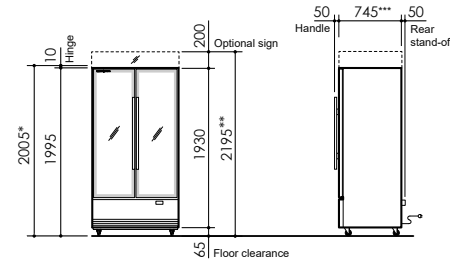
Electrical

Climate Class rating	5 (40°C/40% RH)
Power Supply	220-240 Volts a.c 50 Hz single phase supply
Plug	10 Amp 3 pin & 2.3m cable (where applicable cabinets are supplied with correct regional plug types)
Light switch on controller	Yes

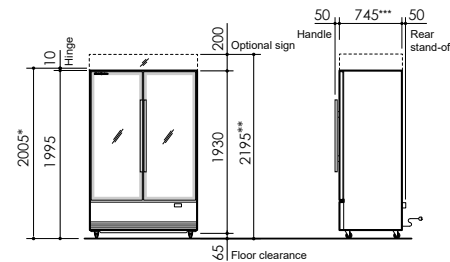
SKB600N-A & SKB600N-AC



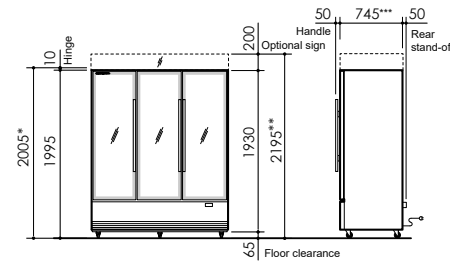
SKB900N-A & SKB900N-AC



SKB1200N-A & SKB1200N-AC



SKB1500N-A & SKB1500N-AC



ActiveCore™ 2 Series

SKB - Bottom Mount

Specifications

Model ID	Doors	Door Type	Sign Type	External Dimensions (W x D x H mm)	Total Floor Area (m2)	Weight (kg)	Gross Internal Volume (litres)	Total Display Area (m²)	Adjustable Shelves (No.)	Adjustable Shelves Size (wide x deep mm)	Total Shelf Area (m2)	Product Facings (600ml PET)	TEC kWh/24h @ Climate Class 3	Refrigerant/ Charge	Current Draw (Amps)	Electrical Capacity (kW)
SKB600N-A	1	Glass	No sign	740 x 795 x 2005	0.63	185	584	0.527	5	625 x 520	1.06	30	2.17	R290 / 99g	2.9	0.74
SKB600N-AC	1	Glass	Lit sign	740 x 795 x 2005	0.63	185	584	0.527	5	625 x 520	1.06	30	2.29	R290 / 99g	2.9	0.74
SKB600NT-A	1	Tropical	No sign	740 x 795 x 2005	0.63	185	584	0.527	5	625 x 520	1.06	30	-	R290 / 99g	4.5	0.74
SKB600NT-AC	1	Tropical	Lit sign	740 x 795 x 2005	0.63	185	584	0.527	5	625 x 520	1.06	30	-	R290 / 99g	4.5	0.74
SKB600NS-A	1	Solid	No sign	740 x 795 x 2005	0.63	185	584	0.527	5	625 x 520	1.06	30	-	R290 / 99g	2.9	0.74
SKB900N-A	2	Glass	No sign	1085 x 795 x 2005	0.86	220	880	0.75	10	480 x 520	1.47	40	3.42	R290 / 99g	3.0	0.74
SKB900N-AC	2	Glass	Lit sign	1085 x 795 x 2005	0.86	220	880	0.75	10	480 x 520	1.47	40	3.6	R290 / 99g	3.0	0.74
SKB900NT-A	2	Tropical	No sign	1085 x 795 x 2005	0.86	220	880	0.75	10	480 x 520	1.47	40	-	R290 / 99g	4.5	0.74
SKB900NT-AC	2	Tropical	Lit sign	1085 x 795 x 2005	0.86	220	880	0.75	10	480 x 520	1.47	40	-	R290 / 99g	4.5	0.74
SKB900NS-A	2	Solid	No sign	1085 x 795 x 2005	0.86	220	880	0.75	10	480 x 520	1.47	40	-	R290 / 99g	3.0	0.74
SKB1200N-A	2	Glass	No sign	1280 x 795 x 2005	1.08	245	1079	1.08	10	577 x 520	2.86	70	3.36	R290 / 99g	3.0	0.74
SKB1200N-AC	2	Glass	Lit sign	1280 x 795 x 2005	1.08	245	1079	1.08	10	577 x 520	2.86	70	3.57	R290 / 99g	3.0	0.74
SKB1200NT-A	2	Tropical	No sign	1280 x 795 x 2005	1.08	245	1079	1.08	10	577 x 520	2.86	70	-	R290 / 99g	6.0	0.74
SKB1200NT-AC	2	Tropical	Lit sign	1280 x 795 x 2005	1.08	245	1079	1.08	10	577 x 520	2.86	70	-	R290 / 99g	6.0	0.74
SKB1200NS-A	2	Solid	No sign	1280 x 795 x 2005	1.08	245	1079	1.08	10	577 x 520	2.86	70	-	R290 / 99g	3.0	0.74
SKB1500N-A	3	Glass	No sign	1640 x 795 x 2005	1.34	330	1433	1.67	15	490 x 520 (side) / 540 x 520 (middle)	4.38	110	5.08	R290 / 99g	3.4	0.74
SKB1500N-AC	3	Glass	Lit sign	1640 x 795 x 2005	1.34	330	1433	1.67	15	490 x 520 (side) / 540 x 520 (middle)	4.38	110	5.32	R290 / 99g	3.4	0.74
SKB1500NS-A	3	Solid	No sign	1640 x 795 x 2005	1.34	330	1433	1.67	15	490 x 520 (side) / 540 x 520 (middle)	4.38	110	-	R290 / 99g	3.4	0.74