

ActiveCore™ 2 Series SKT

General Display

Upright fridges
Top mount design

Display and store food, drinks, and perishables, including flowers, chocolates, and wine.

All the great benefits of ultra-energy efficient ActiveCore technology, combined with lots of options not available in the standard TME and BME ranges. Customise your fridges perfectly to your space and enjoy quieter, cooler, cheaper refrigeration.



SKT500X*

SKT650N-A & SKT650N-AC

SKT1000N-A & SKT1000N-AC

SKT1500N-A & SKT1500N-AC

Standard finishes: White, black, selected Dulux Powdercoat colour (exterior & interior colour combinations) & Stainless steel (exterior & interior)
Standard models: 1, 2 & 3 glass door

*Does not contain ActiveCore cartridge



SKOPE-connect™



R290 natural refrigerant

Own Me - Use our SKOPE Funding online calculator by visiting skope.com/funding



Restaurants / Cafés



Quick Service Restaurants



Clubs / Pubs / Bars



Hospitality Venues



Accommodation



Medical / Aged Care



Schools



Convenience Stores

Quick Guide

- ✓ Premium build quality
- ✓ Display & store - food, drinks & perishables
- ✓ ActiveCore™ technology
- ✓ Market leading energy efficiency
- ✓ SKOPE Connected controller
- ✓ R290 Natural Refrigerant with minimal environmental impact
- ✓ Monitor & control with the SKOPE-connect™ app
- ✓ Solid & tropical door options*
- ✓ Full colour options
- ✓ Remote available*
- ✓ Customisable

Standard Features

Benefits

ActiveCore™ cartridge system	Interchangeable & easy servicing - same cartridge used across all models
Premium energy efficient glass	Double Low-E equivalent
Frameless glass door design	Modern appealing look
SKOPE patented EZI-CLIP	Quick shelf set up & adjustment
Bright LED lighting	Showcasing products inside
Door lock tabs	Extra security
Sign panel	Branding opportunities
Slotted back panel	Chilled air directly onto products
Optimal airflow design	Minimal internal temperature variations
Low noise fan system	Quiet operation

Options

- Stainless steel finish
- Full powdercoat colour range
- Remote
- Tropical heated glass
- Solid door
- Gen-3 series look (double Low-E Argon)
- Barrel key locks
- Lit sign (AC models)
- Extra shelf & slides/clips
- Internal LED lighting (solid door)
- Gravity feed shelving
- Internal shelf lights
- Stainless steel punched shelves
- Door hinge kit (1 door models only)

*ActiveCore 2 features not available for all models



Full Warranty
ActiveCore™ Series



High Efficiency
Major Energy Savings



Compliance
Independently Verified



Food Safe
Keeps food below 5°C

ActiveCore™ 2 Series

SKT - Top Mount

Cabinet

Glass Doors (standard)	Self closing, double glazed, single Low-E, argon filled, toughened safety glass, lockable, swing
Tropical Doors (optional)	Heated, self closing, reversible, double glazed, single Low-E, argon filled, toughened safety glass, lockable, swing
Solid Doors (optional)	Stainless or Powdercoated Steel, foamed, self closing, lockable, swing
Cabinet construction	Powdercoated Steel
Shelves	Plastic coated wire
Breathes from/Expels to	Upper front/Upper rear
Lighting	LED Module - 1 per door
Controller	Electronic with SKOPE- connect™
Connectivity	Via Bluetooth
Removeable ActiveCore cartridge	Yes (excluding SKT500X)

Performance

Temperature Range	Food Safe: 1°C to 4°C (adjustable via SKOPE-connect 1°C to 15°C)
Maximum ambient temperature	43°C (40°C if fridge is built in)
MEPS Category	M1 Food & Drinks
High efficiency model	Yes

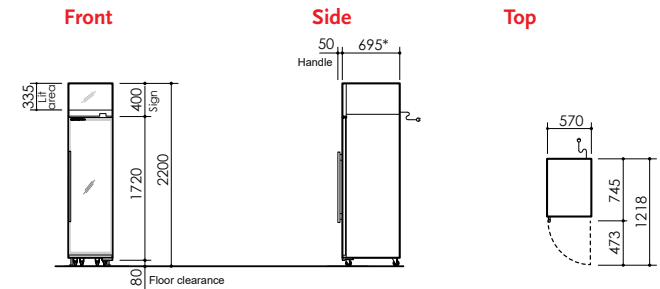
Refrigeration

System	ActiveCore cartridge- removable unit, top mounted, self contained
Refrigerant	R290 Natural Refrigerant (exl. SKT500X, remote, 3 door tropical models)
Drainage	No plumbing required

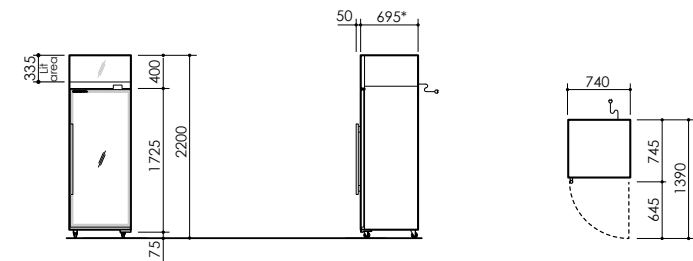
Electrical

Climate Class rating	5 (40°C/40% RH)
Power Supply	220-240 Volts a.c 50 Hz single phase supply
Plug	10 Amp 3 pin & 2.3m cable (where applicable cabinets are supplied with correct regional plug types)
Light switch on controller	Yes

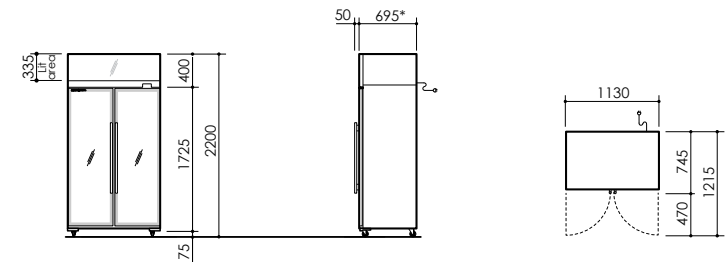
SKT500-X*



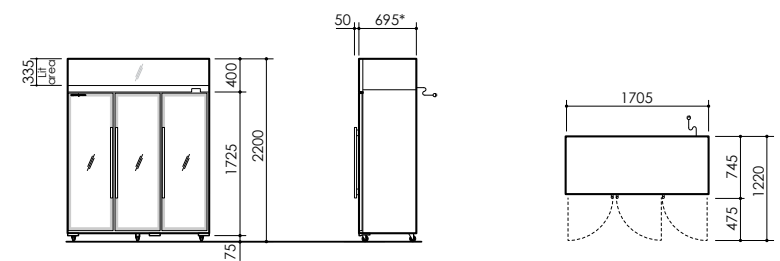
SKT650N-A & SKT650N-AC



SKT1000N-A & SKT1000N-AC



SKT1500N-A & SKT1500N-AC



ActiveCore™ 2 Series

SKT - Top Mount

Specifications

Model ID	Doors	Door Type	Sign Type	External Dimensions (W x D x H mm)	Total Floor Area (m2)	Weight (kg)	Gross Internal Volume (litres)	Total Display Area (m²)	Adjustable Shelves (No.)	Adjustable Shelves Size (wide x deep mm)	Total Shelf Area (m2)	Product Facings (600ml PET)	TEC kWh/24h @ Climate Class 3	Refrigerant/ Charge	Current Draw (Amps)	Electrical Capacity (kW)
SKT500XW	1	Glass	Sign panel	570 x 745 x 2200	0.43	140	445	0.527	5	445 x 470	1.06	30	3.13	R134a / 370g	3.0	0.58
SKT500XW-AC	1	Glass	Lit sign	570 x 745 x 2200	0.43	140	445	0.527	5	445 x 470	1.06	30	-	R134a / 370g	3.0	0.58
SKT500XWT	1	Tropical	Sign panel	570 x 745 x 2200	0.43	140	445	0.527	5	445 x 470	1.06	30	-	R134a / 370g	3.5	0.58
SKT500XWT-AC	1	Tropical	Lit sign	570 x 745 x 2200	0.43	140	445	0.527	5	445 x 470	1.06	30	-	R134a / 370g	3.5	0.58
SKT500W-3	1	Gen-3	Lit sign	570 x 745 x 2205	0.41	140	445	0.527	5	445 x 470	1.06	30	-	R134a / 370g	3.0	0.58
SKT650N-A	1	Glass	Sign panel	740 x 745 x 2200	0.55	170	610	0.75	5	625 x 470	1.47	40	2.57	R290 / 99g	2.9	0.74
SKT650N-AC	1	Glass	Lit sign	740 x 745 x 2200	0.55	170	610	0.75	5	625 x 470	1.47	40	2.67	R290 / 99g	2.9	0.74
SKT650NT-A	1	Tropical	Sign panel	740 x 745 x 2200	0.55	170	610	0.75	5	625 x 470	1.47	40	-	R290 / 99g	4.5	0.74
SKT650NT-AC	1	Tropical	Lit sign	740 x 745 x 2200	0.55	170	610	0.75	5	625 x 470	1.47	40	-	R290 / 99g	4.5	0.74
SKT650NS-A	1	Solid	Sign panel	740 x 745 x 2200	0.55	170	610	0.75	5	625 x 470	1.47	40	-	R290 / 99g	2.9	0.74
SKT1000N-A	2	Glass	Sign panel	1130 x 745 x 2200	0.84	225	980	1.08	10	500 x 470	2.86	70	3.57	R290 / 99g	3.0	0.74
SKT1000N-AC	2	Glass	Lit sign	1130 x 745 x 2200	0.84	225	980	1.08	10	500 x 470	2.86	70	3.72	R290 / 99g	3.0	0.74
SKT1000NT-A	2	Tropical	Sign panel	1130 x 745 x 2200	0.84	225	980	1.08	10	500 x 470	2.86	70	-	R290 / 99g	6.0	0.74
SKT1000NT-AC	2	Tropical	Lit sign	1130 x 745 x 2200	0.84	225	980	1.08	10	500 x 470	2.86	70	-	R290 / 99g	6.0	0.74
SKT1000NS-A	2	Solid	Sign panel	1130 x 745 x 2200	0.84	225	980	1.08	10	500 x 470	2.86	70	-	R290 / 99g	3.0	0.74
SKT1500N-A	3	Glass	Sign panel	1705 x 745 x 2200	1.27	320	1497	1.67	15	500 x 470	4.38	110	5.71	R290 / 99g	3.4	0.74
SKT1500N-AC	3	Glass	Lit sign	1705 x 745 x 2200	1.27	320	1497	1.67	15	500 x 470	4.38	110	5.98	R290 / 99g	3.4	0.74
SKT1500NS-A	3	Solid	Sign panel	1705 x 745 x 2200	1.27	320	1497	1.67	15	500 x 470	4.38	110	-	R290 / 99g	3.4	0.74