



# Bromic's Vertical Display & Storage range offers complete versatility, available in one-, two- and three-door configurations across a wide range of temperatures and styles.

## 13. Upright Display Chillers & Freezers:

Bromic's Upright Display Chillers and Freezers offer reliability in a stylish casing, creating display solutions suited to self-service retail applications.

These dependable units achieve exceptional efficiency while maintaining longevity through simplicity.



## 16. LCD Video Chiller:

Bromic's LCD Video Chiller introduces exciting movement to point-of-sale marketing, demanding the attention of customers by overlaying refrigerated products with relevant advertisements or imaginative entertainment.

This unit's 50-inch LG Ultra High Contrast LCD display resides within a double-glazed door and is able to switch rapidly between transparency and video content without sacrificing quality in bright environments.



## 21. Upright Storage Chillers & Freezer:

Bromic's Upright Storage Chillers and Freezers prioritise reliability through simplicity to create an affordable storage solution.

This unit's corrosion-resistant outer casing is insulated on all four sides to minimise energy consumption by allowing the refrigeration system to operate efficiently only when it is needed.



## 22. Fan-Forced Upright Display Chillers & Freezers:

Bromic's Fan-Forced Upright Display Chillers and Freezers are packed full of premium perks to ensure perfect performance in high-volume, self-service retail applications.

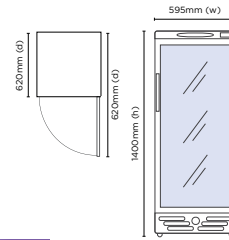
Defrosting and temperature are automatically regulated by the unit's digital controller while fast fan-forced cooling, heated glass doors and ambient ratings combine to keep products primed even in the harshest of Australian conditions.



## 25. Specification Reference Guide

# Vertical Display & Storage

## Upright Display Chillers



### GM0220 LED ECO

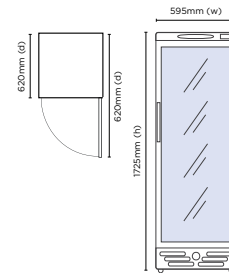


#### Flat Glass Door 215L LED Display Chiller

| Part No. | Capacity | Weight |
|----------|----------|--------|
| 3736033  | 215L     | 68kg   |

|        | External (mm) | Internal (mm) |
|--------|---------------|---------------|
| Width  | 595           | 505           |
| Depth  | 620           | 462           |
| Height | 1400          | 1025          |

- High-impact LED lighting maximises product visibility and captures attention
- Double-glazed safety glass increases efficiency while reducing condensation
- Self-closing door for hassle-free self service
- Reversible hinge for flexible installation options
- Temperature range: +1°C to +10°C



### GM0300 LED ECO

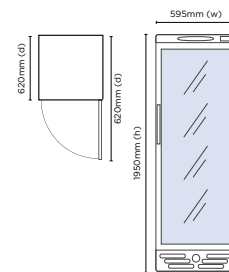


#### Flat Glass Door 290L LED Display Chiller

| Part No. | Capacity | Weight |
|----------|----------|--------|
| 3736034  | 290L     | 74kg   |

|        | External (mm) | Internal (mm) |
|--------|---------------|---------------|
| Width  | 595           | 505           |
| Depth  | 620           | 462           |
| Height | 1725          | 1355          |

- High-impact LED lighting maximises product visibility and captures attention
- Double-glazed safety glass increases efficiency while reducing condensation
- Self-closing door for hassle-free self service
- Reversible hinge for flexible installation options
- Temperature range: +1°C to +10°C



### GM0374 LED ECO



#### Flat Glass Door 372L LED Display Chiller

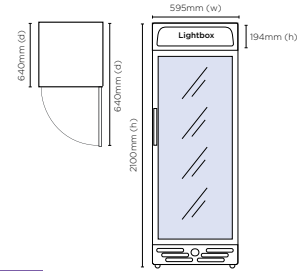
| Part No. | Capacity | Weight |
|----------|----------|--------|
| 3736035  | 372L     | 81kg   |

|        | External (mm) | Internal (mm) |
|--------|---------------|---------------|
| Width  | 595           | 505           |
| Depth  | 620           | 462           |
| Height | 1950          | 1555          |

- High-impact LED lighting maximises product visibility and captures attention
- Double-glazed safety glass increases efficiency while reducing condensation
- Self-closing door for hassle-free self service
- Reversible hinge for flexible installation options
- Temperature range: +1°C to +10°C

# Vertical Display & Storage

## Upright Display Chillers



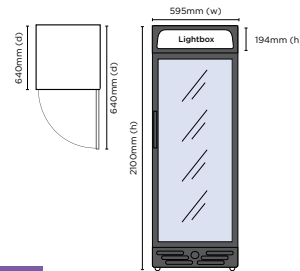
### GM0374L LED ECO



#### Flat Glass Door 372L LED Display Chiller

| Part No.      | Capacity | Weight        |
|---------------|----------|---------------|
| 3736036       | 372L     | 85kg          |
| External (mm) |          | Internal (mm) |
| Width         | 595      | 505           |
| Depth         | 640      | 462           |
| Height        | 2070     | 1555          |

- High-impact LED lighting and customizable lightbox capture attention
- Double-glazed safety glass increases efficiency while reducing condensation
- Self-closing door for hassle-free self service
- Reversible hinge for flexible installation options
- Temperature range: +1°C to +10°C



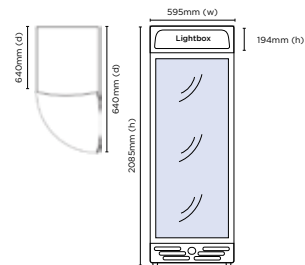
### GM0374LB LED



#### Flat Glass Door 372L LED Display Chiller

| Part No.      | Capacity | Weight        |
|---------------|----------|---------------|
| 3736092       | 372L     | 85kg          |
| External (mm) |          | Internal (mm) |
| Width         | 595      | 505           |
| Depth         | 640      | 462           |
| Height        | 2070     | 1555          |

- High-impact LED lighting and customizable lightbox capture attention
- Double-glazed safety glass increases efficiency while reducing condensation
- Self-closing door for hassle-free self service
- Reversible hinge for flexible installation options
- Temperature range: +1°C to +10°C



### GM0400LC LED



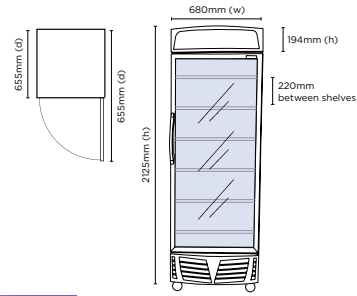
#### Curved Glass Door 380L LED Display Chiller

| Part No.      | Capacity | Weight        |
|---------------|----------|---------------|
| 3736037       | 380L     | 90kg          |
| External (mm) |          | Internal (mm) |
| Width         | 595      | 505           |
| Depth         | 640      | 462           |
| Height        | 2085     | 1555          |

- High-impact LED lighting and customizable lightbox capture attention
- Double-glazed safety glass increases efficiency while reducing condensation
- Self-closing door for hassle-free self service
- Reversible hinge for flexible installation options
- Temperature range: +1°C to +10°C

# Vertical Display & Storage

## Upright Display Chillers



### GM0440L LED

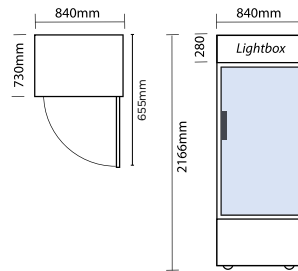


#### Flat Glass Door 438L LED Display Chiller

| Part No. | Capacity | Weight |
|----------|----------|--------|
| 3736038  | 438L     | 110kg  |

|        | External (mm) | Internal (mm) |
|--------|---------------|---------------|
| Width  | 680           | 580           |
| Depth  | 655           | 495           |
| Height | 2125          | 1515          |

- High-impact LED lighting and customizable lightbox capture attention
- Double-glazed safety glass increases efficiency while reducing condensation
- Self-closing door for hassle-free self service
- Temperature range: +1°C to +10°C



### GM0660LW LED ECO

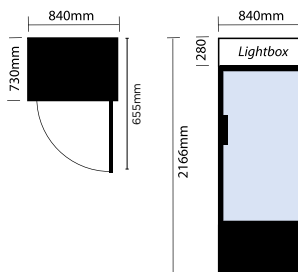


#### Flat Glass Door 660L LED Display Chiller

| Part No. | Capacity | Weight |
|----------|----------|--------|
| 3736202  | 660L     | 124kg  |

|        | External (mm) | Internal (mm) |
|--------|---------------|---------------|
| Width  | 840           | 740           |
| Depth  | 730           | 595           |
| Height | 2166          | 1531          |

- Double-glazed safety glass door increases efficiency while heated air eliminates glass condensation
- Precise Carel digital temperature control and Embraco compressor
- Door lock to secure stock
- Doors cannot be reversed
- Illuminated light box to highlight branding
- Temperature range: +1°C to +10°C



### GM0660LB LED ECO



#### Flat Glass Door 660L LED Display Chiller

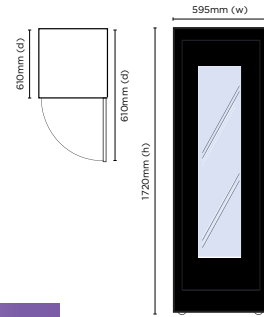
| Part No. | Capacity | Weight |
|----------|----------|--------|
| 3736211  | 660L     | 124kg  |

|        | External (mm) | Internal (mm) |
|--------|---------------|---------------|
| Width  | 840           | 740           |
| Depth  | 730           | 595           |
| Height | 2166          | 1531          |

- Double-glazed safety glass door increases efficiency while heated air eliminates glass condensation
- Precise Carel digital temperature control and Embraco compressor
- Door lock to secure stock
- Doors cannot be reversed
- Illuminated light box to highlight branding
- Temperature range: +1°C to +10°C

# Vertical Display & Storage

## Upright Display Chillers



### GMO300 RETRO

#### Retro 290L LED Display Chiller

| Part No.      | Capacity | Weight        |
|---------------|----------|---------------|
| 3736079       | 290L     | 85kg          |
| External (mm) |          | Internal (mm) |
| Width         | 595      | 505           |
| Depth         | 610      | 462           |
| Height        | 1720     | 1555          |

- Front glass panel with green LED surround embedded into door glass
- Completely customisable 1950s-inspired retro unit that allows endless creative freedom\*
- Temperature range: +1°C to +10°C

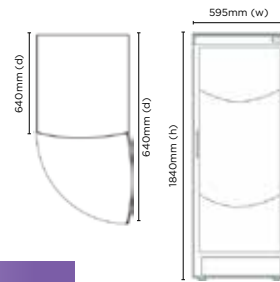
1 YEAR  
Warranty  
LABOUR  
& PARTS

SPECIAL  
ORDER

\*Minimum quantity required



Wine  
Chiller



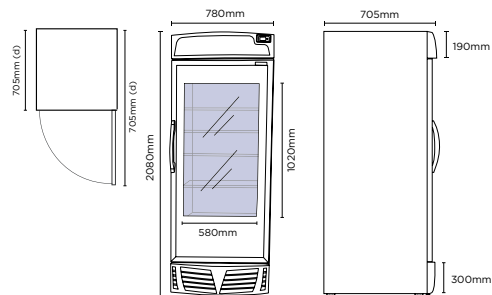
### WC0400C LED ECO

#### Curved Glass Door 372L Wine Chiller

| Part No.      | Capacity | Weight        |
|---------------|----------|---------------|
| 3735145       | 372L     | 84kg          |
| External (mm) |          | Internal (mm) |
| Width         | 595      | 505           |
| Depth         | 640      | 462           |
| Height        | 1840     | 1555          |

- Reversible doors for complete flexibility
- 5 adjustable wooden shelves hold up to 50 bottles of wine
- Lockable castors make movement and placement easy
- Analogue controller with digital display for precise temperature maintenance
- Temperature range: +1°C to +18°C

1 YEAR  
Warranty  
LABOUR  
& PARTS



### GMO690-VID

#### LCD Video 657L Display Chiller

| Part No.      | Capacity | Weight        |
|---------------|----------|---------------|
| 3736090       | 657L     | 136kg         |
| External (mm) |          | Internal (mm) |
| Width         | 780      | 555           |
| Depth         | 705      | 702           |
| Height        | 2080     | 1682          |

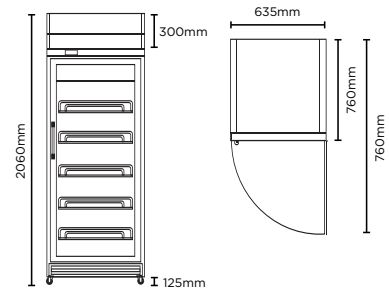
- 50-inch LG Ultra-High Contrast LCD display
- 1080 x 1920 screen resolution with a super wide 178° viewing angle
- Self-closing door with stay for easy stocking and hassle-free self service
- Environmentally friendly R600 refrigerant
- Temperature range: +1°C to +10°C

1 YEAR  
Warranty  
LABOUR  
& PARTS

SPECIAL  
ORDER

# Vertical Display & Storage

## Upright Display Chillers



### GD0500LF



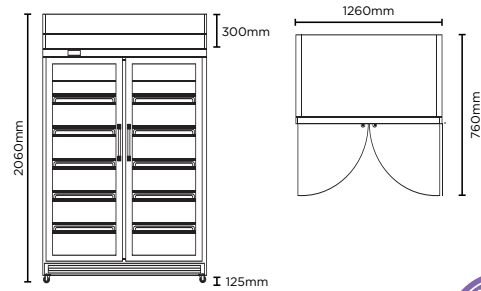
#### Flat Glass Door 444L LED Display Chillers

| Part No. | Capacity | Weight |
|----------|----------|--------|
| 3736245  | 444L     | 95kg   |

|        | External (mm) | Internal (mm) |
|--------|---------------|---------------|
| Width  | 635           | 520           |
| Depth  | 760           | 550           |
| Height | 2060          | 1420          |

- Double-glazed heated safety glass increases efficiency while reducing condensation
- Heated self-closing door with stay for easy stocking and hassle-free self service
- Temperature range: +2°C to +8°C

FF



### GD1000LF



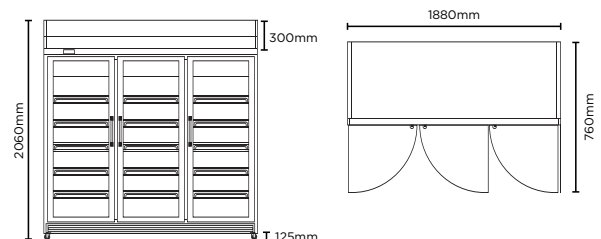
#### Flat Glass Door 976L LED Display Chillers

| Part No. | Capacity | Weight |
|----------|----------|--------|
| 3736246  | 976L     | 157kg  |

|        | External (mm) | Internal (mm) |
|--------|---------------|---------------|
| Width  | 1260          | 1143          |
| Depth  | 760           | 550           |
| Height | 2060          | 1420          |

- Double-glazed heated safety glass increases efficiency while reducing condensation
- Heated self-closing door with stay for easy stocking and hassle-free self service
- Doors cannot be reversed
- Temperature range: +2°C to +8°C

FF



### GD1500LF



#### Flat Glass Door 1507L LED Display Chillers

| Part No. | Capacity | Weight |
|----------|----------|--------|
| 3736247  | 1507L    | 209kg  |

|        | External (mm) | Internal (mm) |
|--------|---------------|---------------|
| Width  | 1880          | 1755          |
| Depth  | 760           | 550           |
| Height | 2060          | 1420          |

- Double-glazed heated safety glass increases efficiency while reducing condensation
- Heated self-closing door with stay for easy stocking and hassle-free self service
- Doors cannot be reversed
- Temperature range: +2°C to +8°C

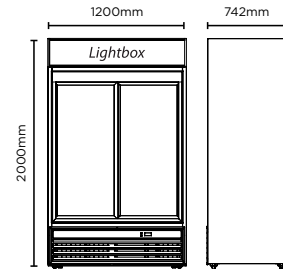
FF

# Vertical Display & Storage

## Upright Display Chillers



**NEW**



### GM0980LS LED

**1 YEAR**  
Warranty  
LABOUR & PARTS

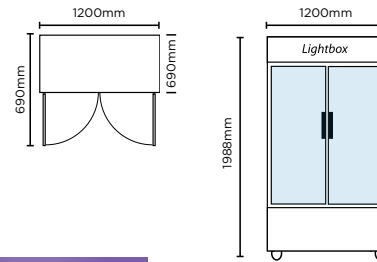
#### Sliding Glass Door 945L LED Display Chiller

| Part No. | Capacity | Weight |
|----------|----------|--------|
| 3735048  | 945L     | 210kg  |

|        | External (mm) | Internal (mm) |
|--------|---------------|---------------|
| Width  | 1200          | 1090          |
| Depth  | 742           | 572           |
| Height | 2000          | 1533          |

- High-impact LED lighting and customizable lightbox capture attention
- Double-glazed safety glass increases efficiency while reducing condensation
- Self-closing door for hassle-free self service
- Illuminated light box to highlight branding
- Temperature range: +1°C to +10°C

FF



### GM1000LW ECO

**1 YEAR**  
Warranty  
LABOUR & PARTS

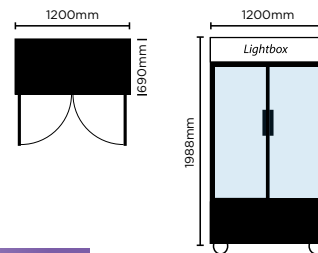
#### Flat Glass Door 960L LED Eco Display Chiller

| Part No. | Capacity | Weight |
|----------|----------|--------|
| 3736252  | 960L     | 177kg  |

|        | External (mm) | Internal (mm) |
|--------|---------------|---------------|
| Width  | 1200          | 1090          |
| Depth  | 690           | 545           |
| Height | 1998          | 1707          |

- Ecofriendly unit operates 50% more efficiently than others, minimising power consumption maximising versatility with precise temperature control
- Mechanical controller, offers the ability to control compressor functions simply
- Illuminated light box to highlight branding
- Temperature range: +1°C to +10°C

FF



### GM1000LB ECO

**1 YEAR**  
Warranty  
LABOUR & PARTS

#### Flat Glass Door 960L LED Eco Display Chiller

| Part No. | Capacity | Weight |
|----------|----------|--------|
| 3736253  | 960L     | 177kg  |

|        | External (mm) | Internal (mm) |
|--------|---------------|---------------|
| Width  | 1200          | 1090          |
| Depth  | 690           | 545           |
| Height | 1998          | 1707          |

- Ecofriendly unit operates 50% more efficiently than others, minimising power consumption maximising versatility with precise temperature control
- Mechanical controller, offers the ability to control compressor functions simply
- Illuminated light box to highlight branding
- Temperature range: +1°C to +10°C

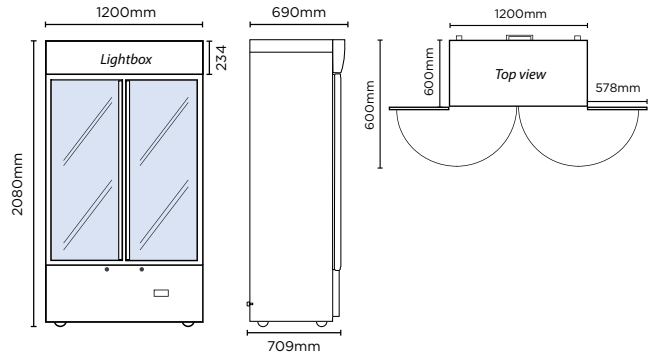
FF



# Vertical Display & Storage

## Upright Display & Storage Chillers

**NEW**  
REMOVABLE  
CASSETTE



**GM1000LBCAS**

**NEW**  
2 YEAR  
Warranty  
LABOUR  
& PARTS

### Cassette Flat Glass Door LED Display Chiller

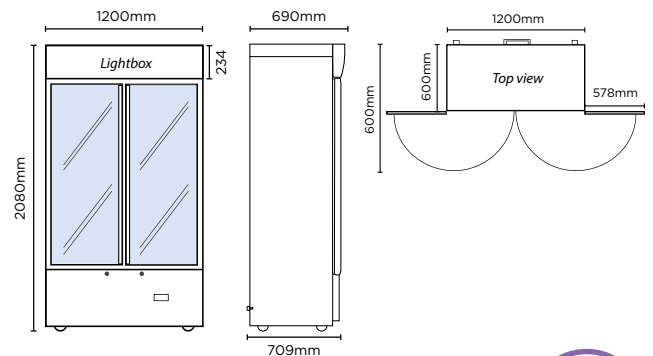
**Part No.** 3736251 **Capacity** 960L **Weight** 188kg

|               | External (mm) | Internal (mm) |
|---------------|---------------|---------------|
| <b>Width</b>  | 1200          | 1090          |
| <b>Depth</b>  | 690           | 545           |
| <b>Height</b> | 2080          | 1465          |

- High-impact LED internal lighting on each side for perfect product presentation
- Heated air over door prevents condensation
- Fan forced for even temperature throughout the fridge
- Adjustable stabilising floor raisers
- Removable cassette refrigeration
- Temperature range: +1°C to +5°C

FF

**NEW**  
REMOVABLE  
CASSETTE



**GM1000LWCAS**

**NEW**  
2 YEAR  
Warranty  
LABOUR  
& PARTS

### Cassette Flat Glass Door LED Display Chiller

**Part No.** 3736250 **Capacity** 960L **Weight** 188kg

|               | External (mm) | Internal (mm) |
|---------------|---------------|---------------|
| <b>Width</b>  | 1200          | 1090          |
| <b>Depth</b>  | 690           | 545           |
| <b>Height</b> | 2080          | 1465          |

- High-impact LED internal lighting on each side for perfect product presentation
- Heated air over door prevents condensation
- Fan forced for even temperature throughout the fridge
- Adjustable stabilising floor raisers
- Aluminium door frame (white fridge only)
- Temperature range: +1°C to +5°C

FF

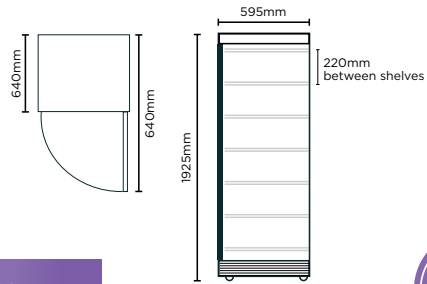
# Vertical Display & Storage



*“Whether you need to store or display your merchandise, there is an ideal Bromic solution for your needs.”*

# Vertical Display & Storage

## Upright Storage Chillers



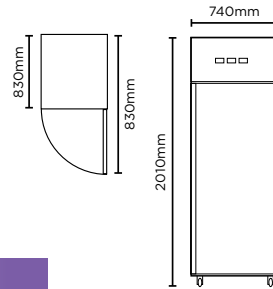
**UC0374SDW**

### Solid Door 372L Storage Chiller

| Part No. | Capacity | Weight |
|----------|----------|--------|
| 3735127  | 372L     | 88kg   |

|        | External (mm) | Internal (mm) |
|--------|---------------|---------------|
| Width  | 595           | 505           |
| Depth  | 640           | 462           |
| Height | 1925          | 1555          |

- Solid insulated coated steel door minimises heat ingress
- Reversible doors for complete flexibility
- Flexible storage with 6 adjustable shelves
- Temperature range: +1°C to +10°C



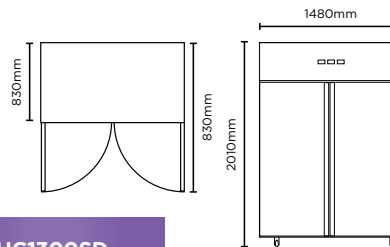
**UC0650SD**

### Gastronome Stainless Steel 650L Storage Chiller

| Part No. | Capacity | Weight |
|----------|----------|--------|
| 3735161  | 650L     | 143kg  |

|        | External (mm) | Internal (mm) |
|--------|---------------|---------------|
| Width  | 740           | 624           |
| Depth  | 830           | 685           |
| Height | 2010          | 1390          |

- Front lockable castors make movement and placement easy.
- Self-closing door provides hassle-free operation and energy efficiency. Reversible hinge for flexible installation options
- Supplied with stainless steel rails for use with 1/1 Gastronorm trays
- Dixell digital controller for precise temperature maintenance
- Temperature range: +2°C to +8°C



**UC1300SD**

### Gastronorm Stainless Steel 1300L Storage Chiller

| Part No. | Capacity | Weight |
|----------|----------|--------|
| 3735200  | 1300L    | 213kg  |

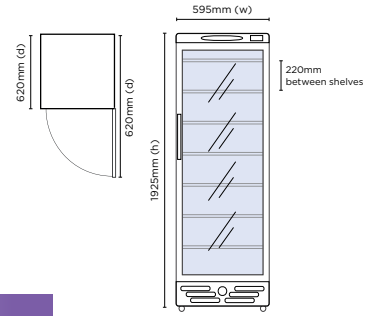
|        | External (mm) | Internal (mm) |
|--------|---------------|---------------|
| Width  | 1480          | 1360          |
| Depth  | 830           | 685           |
| Height | 2010          | 1390          |

- Front lockable castors make movement and placement easy
- Self-closing door provides hassle-free operation and energy efficiency
- Supplied with stainless steel rails for use with 1/1 Gastronorm trays
- Dixell digital controller for precise temperature maintenance
- Temperature range: +2°C to +8°C



# Vertical Display & Storage

## Upright Display Freezers



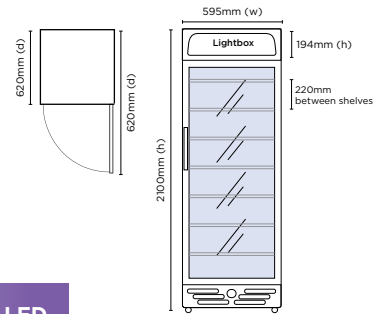
### UF0374S LED



#### Flat Glass Door 300L LED Display Freezer

|                 |                      |                      |
|-----------------|----------------------|----------------------|
| <b>Part No.</b> | <b>Capacity</b>      | <b>Weight</b>        |
| 3736045         | 300L                 | 102kg                |
|                 | <b>External (mm)</b> | <b>Internal (mm)</b> |
| <b>Width</b>    | 595                  | 475                  |
| <b>Depth</b>    | 620                  | 440                  |
| <b>Height</b>   | 1925                 | 1550                 |

- High-impact LED lighting maximises product visibility and captures attention
- Self-closing door for hassle-free self service
- Reversible hinge for flexible installation options
- Refrigeration integrated into all 6 fixed shelves for even cooling
- Temperature range: -19°C to -14°C



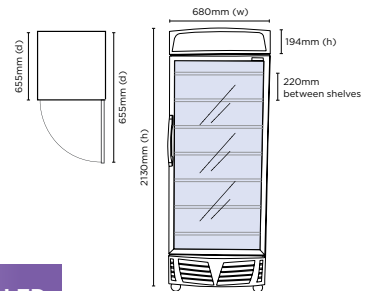
### UF0374LS LED



#### Flat Glass Door 300L LED Display Freezer

|                 |                      |                      |
|-----------------|----------------------|----------------------|
| <b>Part No.</b> | <b>Capacity</b>      | <b>Weight</b>        |
| 3736046         | 300L                 | 106kg                |
|                 | <b>External (mm)</b> | <b>Internal (mm)</b> |
| <b>Width</b>    | 595                  | 475                  |
| <b>Depth</b>    | 620                  | 440                  |
| <b>Height</b>   | 2100                 | 1550                 |

- High-impact LED lighting and customizable lightbox capture attention
- Self-closing door for hassle-free self service
- Reversible hinge for flexible installation options
- Refrigeration integrated into all 6 fixed shelves for even cooling
- Temperature range: -19°C to -14°C



### UF0440LS LED



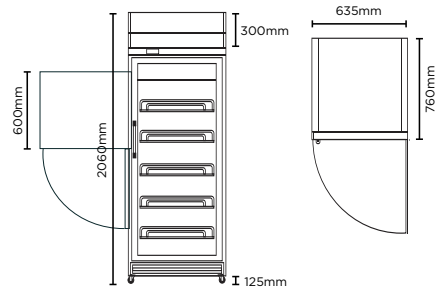
#### Flat Glass Door 440L LED Display Freezer

|                 |                      |                      |
|-----------------|----------------------|----------------------|
| <b>Part No.</b> | <b>Capacity</b>      | <b>Weight</b>        |
| 3736047         | 440L                 | 123kg                |
|                 | <b>External (mm)</b> | <b>Internal (mm)</b> |
| <b>Width</b>    | 680                  | 577                  |
| <b>Depth</b>    | 655                  | 495                  |
| <b>Height</b>   | 2133                 | 1510                 |

- High-impact LED lighting and customizable lightbox capture attention
- Self-closing door for hassle-free self service
- Reversible hinge for flexible installation options
- Refrigeration integrated into all 6 fixed shelves for even cooling
- Temperature range: -19°C to -14°C

# Vertical Display & Storage

## Upright Display Freezers



### UF0500LF



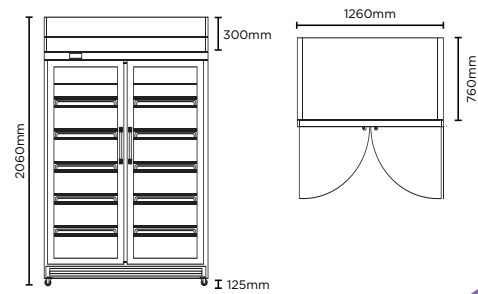
#### Flat Glass Door 444L LED Display Freezer

| Part No. | Capacity | Weight |
|----------|----------|--------|
| 3736240  | 444L     | 113kg  |

|        | External (mm) | Internal (mm) |
|--------|---------------|---------------|
| Width  | 635           | 520           |
| Depth  | 760           | 550           |
| Height | 2060          | 1420          |

- Fan-forced refrigeration system
- Triple-glazed heated safety glass increases efficiency while reducing condensation
- Heated self-closing door with stay for easy stocking and hassle-free self service
- Temperature range: -22°C to -18°C

FF



### UF1000LF



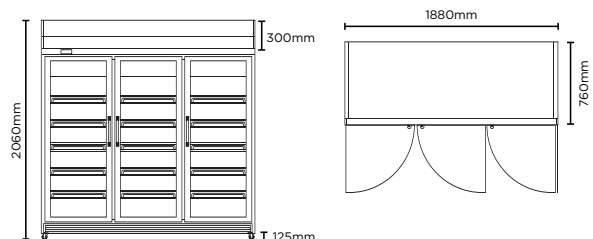
#### Flat Glass Door 976L LED Display Freezer

| Part No. | Capacity | Weight |
|----------|----------|--------|
| 3736241  | 976L     | 199kg  |

|        | External (mm) | Internal (mm) |
|--------|---------------|---------------|
| Width  | 1260          | 1143          |
| Depth  | 760           | 550           |
| Height | 2060          | 1420          |

- Fan-forced refrigeration system
- Triple-glazed heated safety glass increases efficiency while reducing condensation
- Heated self-closing door with stay for easy stocking and hassle-free self service
- Temperature range: -22°C to -18°C

FF



### UF1500LF



#### Flat Glass Door 1507L LED Display Freezer

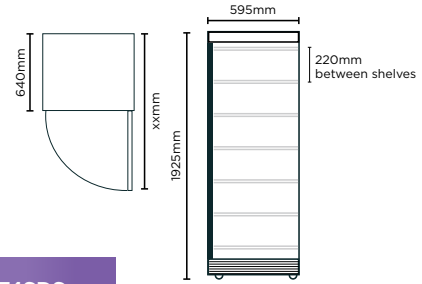
| Part No. | Capacity | Weight |
|----------|----------|--------|
| 3736242  | 1507L    | 279kg  |

|        | External (mm) | Internal (mm) |
|--------|---------------|---------------|
| Width  | 1880          | 1755          |
| Depth  | 760           | 550           |
| Height | 2060          | 1420          |

- Fan-forced refrigeration system
- Triple-glazed heated safety glass increases efficiency while reducing condensation
- Heated self-closing door with stay for easy stocking and hassle-free self service
- Temperature range: -22°C to -18°C

# Vertical Display & Storage

## Upright Storage Freezers



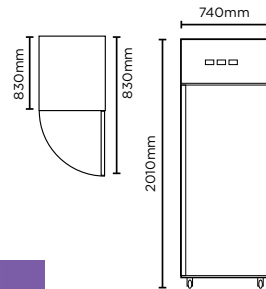
UF0374SDS

1 YEAR  
Warranty  
LABOUR  
& PARTS

### Solid Door 300L Freezer

| Part No.      | Capacity | Weight        |
|---------------|----------|---------------|
| 3735106       | 300L     | 79.5kg        |
| External (mm) |          | Internal (mm) |
| Width         | 595      | 475           |
| Depth         | 600      | 440           |
| Height        | 1925     | 1550          |

- Lockable castors make movement and placement easy
- Solid insulated steel door minimises heat ingress
- Refrigeration integrated into all 6 fixed shelves for even cooling
- Temperature range: -19°C to -14°C



UF0650SDF

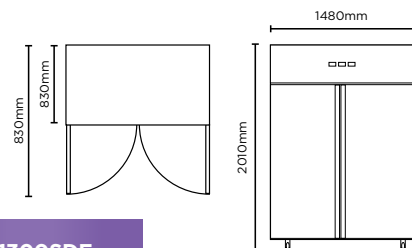
NEW  
2 YEAR  
Warranty  
LABOUR  
& PARTS

### Gastronorm Stainless Steel 650L Storage Freezer

| Part No.      | Capacity | Weight        |
|---------------|----------|---------------|
| 3735203       | 650L     | 147kg         |
| External (mm) |          | Internal (mm) |
| Width         | 740      | 624           |
| Depth         | 830      | 685           |
| Height        | 2010     | 1390          |

- Lockable castors make movement and placement easy
- Self-closing door provides hassle-free operation and energy efficiency
- Supplied with stainless steel rails for use with 1/1 Gastronorm trays
- Dixell digital controller for precise temperature maintenance
- Temperature range: -22°C to -18°C

FF



UF1300SDF

NEW  
2 YEAR  
Warranty  
LABOUR  
& PARTS

### Gastronorm Stainless Steel 1300L Storage Freezer

| Part No.      | Capacity | Weight        |
|---------------|----------|---------------|
| 3735194       | 1300L    | 226kg         |
| External (mm) |          | Internal (mm) |
| Width         | 1480     | 1360          |
| Depth         | 830      | 685           |
| Height        | 2010     | 1390          |

- Lockable castors make movement and placement easy
- Self-closing door provides hassle-free operation and energy efficiency
- Supplied with stainless steel rails for use with 1/1 Gastronorm trays
- Dixell digital controller for precise temperature maintenance
- Temperature range: -22°C to -18°C

FF

# Vertical Display & Storage

## Specification Reference Guide

Chiller

Freezer

| Model                              | GM0220 LED  | GM0300 LED  | GM0374 LED  | GM0374L LED | GM0374LB LED |
|------------------------------------|-------------|-------------|-------------|-------------|--------------|
| Part Number                        | 3736033     | 3736034     | 3736035     | 3736036     | 3736092      |
| Ext. Width (mm)*                   | 595         | 595         | 595         | 595         | 595          |
| Ext. Depth (mm)*                   | 620         | 620         | 620         | 640         | 640          |
| Ext. Height (mm)*                  | 1400        | 1725        | 1950        | 2070        | 2070         |
| Capacity                           | 215L        | 290L        | 372L        | 372L        | 372L         |
| Temp. Range                        | +1 to +10°C | +1 to +10°C | +1 to +10°C | +1 to +10°C | +1 to +10°C  |
| Max. Ambient Temp.                 | 40°C        | 40°C        | 40°C        | 40°C        | 40°C         |
| Refrigeration Power                | 235W        | 290W        | 350W        | 370W        | 370W         |
| Current                            | 2.0A        | 2.0A        | 2.6A        | 2.7A        | 2.7A         |
| Gross Weight                       | 68kg        | 74kg        | 81kg        | 85kg        | 85kg         |
| Refrigerant                        | R134a       | R134a       | R134a       | R134a       | R134a        |
| Plug Supplied                      | 1           | 1           | 1           | 1           | 1            |
| Power Supply                       | 10A         | 10A         | 10A         | 10A         | 10A          |
| Features                           |             |             |             |             |              |
| Chiller Case                       | ✓           | ✓           | ✓           | ✓           | ✓            |
| Freezer Case                       |             |             |             |             |              |
| Display Light Box                  |             |             |             | ✓           | ✓            |
| Main Light                         | LED         | LED         | LED         | LED         | LED          |
| Door Shape                         | Flat        | Flat        | Flat        | Flat        | Flat         |
| Safety Glass                       | ✓           | ✓           | ✓           | ✓           | ✓            |
| Door Lock                          |             |             |             |             |              |
| No. of Doors                       | 1           | 1           | 1           | 1           | 1            |
| Self-Closing Door                  | ✓           | ✓           | ✓           | ✓           | ✓            |
| Temp. Controller                   | Analogue    | Analogue    | Analogue    | Analogue    | Analogue     |
| Castors                            | ✓           | ✓           | ✓           | ✓           | ✓            |
| No. of Shelves Incl. Base Per Door | 4           | 5           | 6           | 6           | 6            |
| Colour                             | Silver      | Silver      | Silver      | Silver      | Black/White  |
| Warranty                           |             |             |             |             |              |
| Parts (Years)                      | 1           | 1           | 1           | 1           | 1            |
| Labour (Years)                     | 1           | 1           | 1           | 1           | 1            |

\*Depth dimensions exclude lightbox & handle protrusions

# Vertical Display & Storage

## Specification Reference Guide

Chiller

Freezer

| Model                              | GM0400LC LED | GM0440L LED | GM0660LW LED | GM0660LB LED | GM1000LBCAS | GM1000LWCAS |
|------------------------------------|--------------|-------------|--------------|--------------|-------------|-------------|
| Part Number                        | 3736037      | 3736038     | 3736202      | 3736211      | 3736251     | 3736250     |
| Ext. Width (mm)*                   | 595          | 680         | 840          | 840          | 1200        | 1200        |
| Ext. Depth (mm)*                   | 640          | 655         | 730          | 730          | 690         | 690         |
| Ext. Height (mm)*                  | 2085         | 2125        | 2166         | 2166         | 2080        | 2080        |
| Capacity                           | 380L         | 438L        | 660L         | 660L         | 960L        | 960L        |
| Temp. Range                        | +1 to +10°C  | +1 to +10°C | +1 to +10°C  | +1 to +10°C  | +1 to +5°C  | +1 to +5°C  |
| Max. Ambient Temp.                 | 40°C         | 40°C        | 40°C         | 40°C         | 38°C        | 38°C        |
| Refrigeration Power                | 370W         | 390W        | 460W         | 460W         | 520W        | 520W        |
| Current                            | 2.7A         | 3.3A        | 3.3A         | 3.3A         | 2.3A        | 2.3A        |
| Gross Weight                       | 90kg         | 110kg       | 124kg        | 124kg        | 188kg       | 188kg       |
| Refrigerant                        | R134a        | R134a       | R134a        | R134a        | R290a       | R290a       |
| Plug Supplied                      | 1            | 1           | 1            | 1            | 1           | 1           |
| Power Supply                       | 10A          | 10A         | 10A          | 10A          | 10A         | 10A         |
| Features                           |              |             |              |              |             |             |
| Chiller Case                       | ✓            | ✓           | ✓            | ✓            | ✓           | ✓           |
| Freezer Case                       |              |             |              |              |             |             |
| Display Light Box                  | ✓            | ✓           | ✓            | ✓            | ✓           | ✓           |
| Main Light                         | LED          | LED         | LED          | LED          | LED         | LED         |
| Door Shape                         | Curved       | Flat        | Flat         | Flat         | Flat        | Flat        |
| Safety Glass                       | ✓            | ✓           | ✓            | ✓            | ✓           | ✓           |
| Door Lock                          |              |             | ✓            | ✓            | ✓           | ✓           |
| No. of Doors                       | 1            | 1           | 1            | 1            | 2           | 2           |
| Self-Closing Door                  | ✓            | ✓           | ✓            | ✓            | ✓           | ✓           |
| Temp. Controller                   | Analogue     | Analogue    | Digital      | Digital      | Digital     | Digital     |
| Castors                            | ✓            | ✓           | ✓            | ✓            | ✓           | ✓           |
| No. of Shelves Incl. Base Per Door | 6            | 6           | 6            | 6            | 6           | 6           |
| Colour                             | Silver       | Silver      | White        | Black        | Black       | White       |
| Warranty                           |              |             |              |              |             |             |
| Parts (Years)                      | 1            | 1           | 1            | 1            | 2           | 2           |
| Labour (Years)                     | 1            | 1           | 1            | 1            | 2           | 2           |

\*Depth dimensions exclude lightbox & handle protrusions



# Vertical Display & Storage

## Specification Reference Guide

Chiller

Freezer

| Model                              | SPECIAL ORDER |             | SPECIAL ORDER |                         |                         |                         |
|------------------------------------|---------------|-------------|---------------|-------------------------|-------------------------|-------------------------|
|                                    | GM0300 RETRO  | WC0400C LED | GM0690-VID    | GD0500LF                | GD1000LF                | GD1500LF                |
| Part Number                        | 3736079       | 3735145     | 3736090       | 3736245                 | 3736246                 | 3736247                 |
| Ext. Width (mm)*                   | 595           | 595         | 780           | 635                     | 1260                    | 1880                    |
| Ext. Depth (mm)*                   | 610           | 610         | 705           | 760                     | 760                     | 760                     |
| Ext. Height (mm)*                  | 1720          | 1840        | 2080          | 2060                    | 2060                    | 2060                    |
| Capacity                           | 290L          | 372L        | 657L          | 444L                    | 976L                    | 1507L                   |
| Temp. Range                        | +1 to +10°C   | +1 to +18°C | +1 to +10°C   | +2 to +8°C              | +2 to +8°C              | +2 to +8°C              |
| Max. Ambient Temp.                 | 40°C          | 40°C        | 32°C          | 38°C                    | 38°C                    | 38°C                    |
| Refrigeration Power                | 290W          | 270W        | 485W          | 740W                    | 1000W                   | 1132W                   |
| Current                            | 2.0A          | 1.8A        | 3.8A          | 4.5A                    | 5.6A                    | 7.0A                    |
| Gross Weight                       | 85kg          | 84kg        | 136kg         | 95kg                    | 157kg                   | 209kg                   |
| Refrigerant                        | R134a         | R134a       | R134a         | R134a                   | R134a                   | R134a                   |
| Plug Supplied                      | 1             | 1           | 1             | 1                       | 1                       | 1                       |
| Power Supply                       | 10A           | 10A         | 10A           | 10A                     | 10A                     | 10A                     |
| Features                           |               |             |               |                         |                         |                         |
| Chiller Case                       | ✓             | ✓           | ✓             | ✓                       | ✓                       | ✓                       |
| Freezer Case                       |               |             |               |                         |                         |                         |
| Display Light Box                  |               |             | ✓             | ✓                       | ✓                       | ✓                       |
| Main Light                         | LED           | LED         | LED           | LED                     | LED                     | LED                     |
| Door Shape                         | Flat          | Curved      | TV            | Flat                    | Flat                    | Flat                    |
| Safety Glass                       | ✓             | ✓           | ✓             | ✓                       | ✓                       | ✓                       |
| Door Lock                          |               |             |               | ✓                       | ✓                       | ✓                       |
| No. of Doors                       | 1             | 1           | 1             | 1                       | 2                       | 3                       |
| Self-Closing Door                  | ✓             | ✓           | ✓             | ✓                       | ✓                       | ✓                       |
| Temp. Controller                   | Analogue      | Analogue    | Digital       | Digital                 | Digital                 | Digital                 |
| Castors                            | ✓             | ✓           | ✓             | ✓                       | ✓                       | ✓                       |
| No. of Shelves Incl. Base Per Door | 5             | 6           | 5             | 6                       | 6                       | 6                       |
| Colour                             | Black/Custom  | Silver      | Silver        | White with S/Steel Trim | White with S/Steel Trim | White with S/Steel Trim |
| Warranty                           |               |             |               |                         |                         |                         |
| Parts (Years)                      | 1             | 1           | 1             | 1                       | 1                       | 1                       |
| Labour (Years)                     | 1             | 1           | 1             | 1                       | 1                       | 1                       |

\*Depth dimensions exclude lightbox & handle protrusions

# Vertical Display & Storage

## Specification Reference Guide

Chiller

Freezer






| Model                              | GM0980LS LED | GM1000LW ECO | GM1000LB ECO | UC0374SDW   | UC0650SD        | UC1300SD        |
|------------------------------------|--------------|--------------|--------------|-------------|-----------------|-----------------|
| Part Number                        | 3735048      | 3736252      | 3736253      | 3735127     | 3735161         | 3735200         |
| Ext. Width (mm)*                   | 1200         | 1200         | 1200         | 595         | 740             | 1480            |
| Ext. Depth (mm)*                   | 742          | 690          | 690          | 640         | 830             | 830             |
| Ext. Height (mm)*                  | 2000         | 1998         | 1998         | 1925        | 2010            | 2133            |
| Capacity                           | 945L         | 960L         | 960L         | 372L        | 650L            | 1300L           |
| Temp. Range                        | +1 to +10°C  | +1 to +10°C  | +1 to +10°C  | +1 to +10°C | +2 to +8°C      | +2 to +8°C      |
| Max. Ambient Temp.                 | 40°C         | 38°C         | 38°C         | 40°C        | 38°C            | 38°C            |
| Refrigeration Power                | 850W         | 650W         | 650W         | 350W        | 360W            | 520W            |
| Current                            | 5.8A         | 4A           | 4A           | 2.6A        | 2.2A            | 4.2A            |
| Gross Weight                       | 210kg        | 177kg        | 177kg        | 88kg        | 143kg           | 213kg           |
| Refrigerant                        | R134a        | R290         | R290         | R134a       | R134a           | R134a           |
| Plug Supplied                      | 1            | 1            | 1            | 1           | 1               | 1               |
| Power Supply                       | 10A          | 10A          | 10A          | 10A         | 10A             | 10A             |
| <b>Features</b>                    |              |              |              |             |                 |                 |
| Chiller Case                       | ✓            | ✓            | ✓            | ✓           | ✓               | ✓               |
| Freezer Case                       |              |              |              |             |                 |                 |
| Display Light Box                  | ✓            | ✓            | ✓            |             |                 |                 |
| Main Light                         | LED          | LED          | LED          | Fluorescent | LED             | LED             |
| Door Shape                         | Flat         | Flat         | Flat         | Flat        | Flat            | Flat            |
| Safety Glass                       | ✓            | ✓            | ✓            |             |                 |                 |
| Door Lock                          |              | ✓            | ✓            |             | ✓               | ✓               |
| No. of Doors                       | 2            | 2            | 2            | 1           | 1               | 2               |
| Self-Closing Door                  | ✓            | ✓            | ✓            | ✓           | ✓               | ✓               |
| Temp. Controller                   | Digital      | Analogue     | Analogue     | Analogue    | Digital         | Digital         |
| Castors                            |              | ✓            | ✓            | ✓           | ✓               | ✓               |
| No. of Shelves Incl. Base Per Door | 5            | 5            | 5            | 7           | 6               | 6               |
| Colour                             | Black        | White        | Black        | Black/White | Stainless Steel | Stainless Steel |
| <b>Warranty</b>                    |              |              |              |             |                 |                 |
| Parts (Years)                      | 1            | 1            | 1            | 1           | 2               | 2               |
| Labour (Years)                     | 1            | 1            | 1            | 1           | 2               | 2               |

# Vertical Display & Storage

## Specification Reference Guide

Chiller

Freezer

| Model                              | UF0374S LED<br> | UF0374LS LED<br> | UF0440LS LED<br> | UF0500LF<br> | UF1000LF<br> |
|------------------------------------|--|---|---|---|---|
| Part Number                        | 3736045  | 3736046   | 3736047   | 3736240   | 3736241   |
| Ext. Width (mm)*                   | 595  | 595   | 680   | 635   | 1260  |
| Ext. Depth (mm)*                   | 620  | 620   | 655   | 760   | 760   |
| Ext. Height (mm)*                  | 1925   | 2100  | 2130  | 2060  | 2060  |
| Capacity                           | 300L   | 300L  | 440L  | 444L  | 976L  |
| Temp. Range                        | -19 to -14°C   | -19 to -14°C  | -19 to -14°C  | -22 to -18°C  | -22 to -18°C  |
| Max. Ambient Temp.                 | 35°C   | 35°C  | 35°C  | 38°C  | 38°C  |
| Refrigeration Power                | 620W   | 635W  | 867W  | 1000W   | 1600W   |
| Current                            | 3.9A   | 4.1A  | 5.6A  | 4.7A  | 8A  |
| Gross Weight                       | 102kg  | 106kg   | 123kg   | 113kg   | 199kg   |
| Refrigerant                        | R404a  | R404a   | R404a   | R404a   | R404a   |
| Plug Supplied                      | 1  | 1   | 1   | 1   | 1   |
| Power Supply                       | 10A  | 10A   | 10A   | 10A   | 10A   |
| <b>Features</b>                    |  |   |   |   |   |
| Chiller Case                       |  |   |   |   |   |
| Freezer Case                       | ✓  | ✓   | ✓   | ✓   | ✓   |
| Display Light Box                  |  | ✓   | ✓   | ✓   | ✓   |
| Main Light                         | LED  | LED   | LED   | LED   | LED   |
| Door Shape                         | Flat   | Flat  | Flat  | Flat  | Flat  |
| Safety Glass                       | ✓  | ✓   | ✓   | ✓   | ✓   |
| Door Lock                          |  |   |   | ✓   | ✓   |
| No. of Doors                       | 1  | 1   | 1   | 1   | 2   |
| Self-Closing Door                  | ✓  | ✓   | ✓   | ✓   | ✓   |
| Temp. Controller                   | Analogue   | Analogue  | Analogue  | Digital   | Digital   |
| Castors                            | ✓  | ✓   | ✓   | ✓   | ✓   |
| No. of Shelves Incl. Base Per Door | 7  | 7   | 7   | 6   | 6   |
| Colour                             | Silver   | Silver  | Silver  | White with S/Steel Trim   | White with S/Steel Trim   |
| <b>Warranty</b>                    |  |   |   |   |   |
| Parts (Years)                      | 1  | 1   | 1   | 1   | 1   |
| Labour (Years)                     | 1  | 1   | 1   | 1   | 1   |

# Vertical Display & Storage

## Specification Reference Guide

Chiller

Freezer

| Model                              | UF1500LF                | UF0374SDS    | UF0650SDF       | UF1300SDF       |
|------------------------------------|-------------------------|--------------|-----------------|-----------------|
| Part Number                        | 3736242                 | 3735106      | 3735203         | 3735194         |
| Ext. Width (mm)*                   | 1880                    | 595          | 740             | 1480            |
| Ext. Depth (mm)*                   | 760                     | 600          | 830             | 830             |
| Ext. Height (mm)*                  | 2060                    | 1925         | 2010            | 2010            |
| Capacity                           | 1507L                   | 300L         | 650L            | 1300L           |
| Temp. Range                        | -22 to -18°C            | -19 to -14°C | -22 to -18°C    | -22 to -18°C    |
| Max. Ambient Temp.                 | 38°C                    | 35°C         | 38°C            | 38°C            |
| Refrigeration Power                | 2000W                   | 270W         | 640W            | 800W            |
| Current                            | 9A                      | 2.4A         | 2.8A            | 4.8A            |
| Gross Weight                       | 279kg                   | 79.5kg       | 147kg           | 226kg           |
| Refrigerant                        | R404a                   | R404a        | R404a           | R404a           |
| Plug Supplied                      | 1                       | 1            | 1               | 1               |
| Power Supply                       | 15A                     | 10A          | 10A             | 10A             |
| <b>Features</b>                    |                         |              |                 |                 |
| Chiller Case                       |                         |              |                 |                 |
| Freezer Case                       | ✓                       | ✓            | ✓               | ✓               |
| Display Light Box                  | ✓                       |              |                 |                 |
| Main Light                         | LED                     | Fluorescent  | LED             | LED             |
| Door Shape                         | Flat                    | Flat         | Flat            | Flat            |
| Safety Glass                       | ✓                       |              |                 |                 |
| Door Lock                          | ✓                       |              | ✓               | ✓               |
| No. of Doors                       | 3                       | 1            | 1               | 2               |
| Self-Closing Door                  | ✓                       | ✓            | ✓               | ✓               |
| Temp. Controller                   | Digital                 | Analogue     | Digital         | Digital         |
| Castors                            | ✓                       | ✓            | ✓               | ✓               |
| No. of Shelves Incl. Base Per Door | 6                       | 7            | 6               | 6               |
| Colour                             | White with S/Steel Trim | Black/White  | Stainless Steel | Stainless Steel |
| <b>Warranty</b>                    |                         |              |                 |                 |
| Parts (Years)                      | 1                       | 1            | 2               | 2               |
| Labour (Years)                     | 1                       | 1            | 2               | 2               |