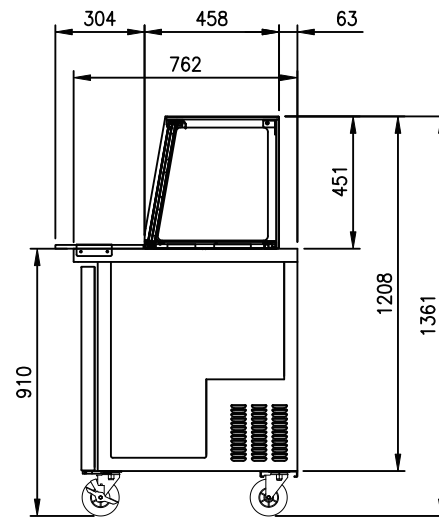
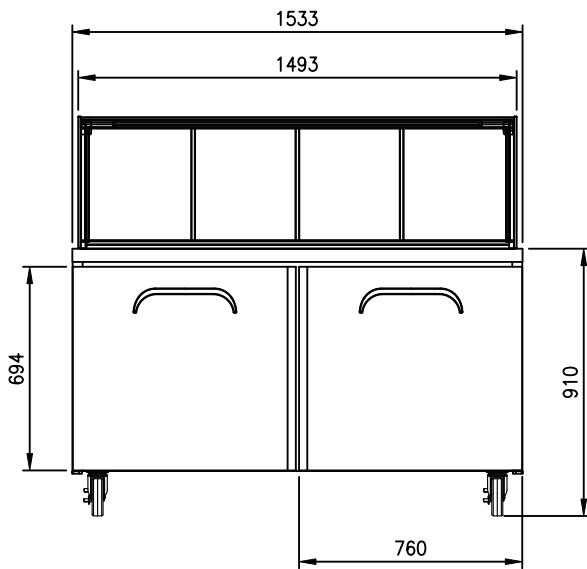
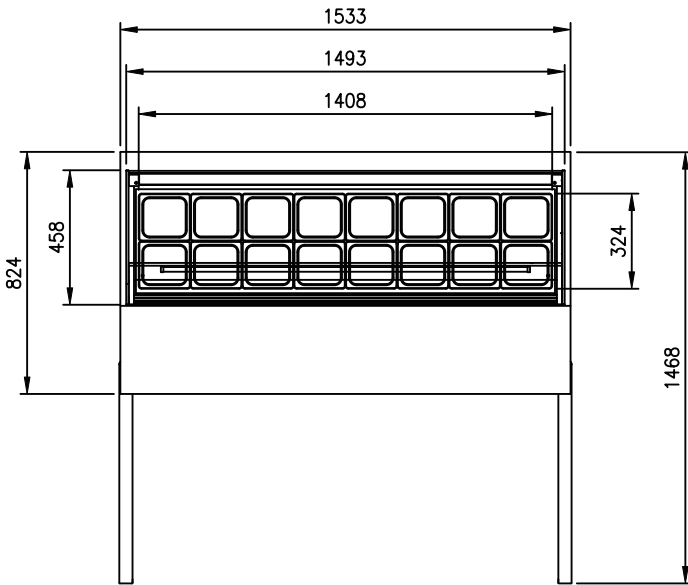


GLASS CANOPY SALAD & NOODLE BAR

FSU-60GC



FEATURES

- Auto-closing doors & stopper
- Magnetic door gasket
- 8mm tempered glass canopy
- Locking dividers
- 244mm reversible cutting board
- PE coated sturdy wire shelves
- Rear-mount compressor for enhanced airflow
- Airflow over the pans
- 5" casters (brakes at front)
- Accommodates 15cm deep pan (* pans are optional)
- Fully stainless steel finished cabinet

TEMPERATURE

- 0°C ~ 5°C

OPTIONAL MODELS

- Drawer model (custom-made)
- Drawer mixed model (custom-made)
- 3" or 4" casters

Model	Capacity (l)	Exterior Dimension (mm)			Net Weight (kg)	Gross Weight (kg)	Power Supply	Amps	Voltage (V/Hz/Ø)	Watt	HP	Refrigerant	LED Lamp Watt	No. Door	Glass Slide Door	No. Pans (1/6")
		W	D	H												
FSU-60GC	441	1,533	825	1,360	148	173	10A	3.2	240/50/1	378	3/8	R-134a	18	2	4	16

* Exterior height includes 5" for caster or leg height.
 * Design and specifications subject to change without notice.
 * Actual shipping weight may differ due to extra packing materials for product protection.