

infrared sensor of ice level control - YELLOW LED blinks fast) 6 seconds later the ice machine resumes its operation with the simultaneous extinguishing the 2nd YELLOW LED.

F. P.C. BOARD (Data processor)

The **P.C. BOARD**, fitted in its plastic box located in the front of the unit, consists of two separated printed circuits one at high and the other at low voltage and protected by fuses. Also it consists of five aligned **LEDS** monitoring the operation of the machine of three jumpers (TEST used only in the factory, 60/70°C used to set up the PC Board at proper safety cut out condensing temperature and 3' to by pass the 3 minutes Stand By) and of input terminals for the leads of the sensor probes as well as input and output terminals for the leads of the ice maker electrical wires.

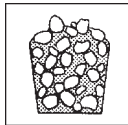
The P.C. BOARD is the brain of the system and it elaborates, through its micro processor, the signals received from the sensors in order to control the operation of the different electrical components of the ice maker (compressor, gear motor, etc.).

The five LEDES, placed in a row in the front of the P.C. BOARD, monitor the following situations:


GREEN LED
Unit under electrical power



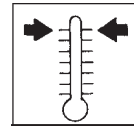
YELLOW LED
- Blinking: I/R beam cut out
- Steady: unit shut-off at storage bin full
- Blinking fast: I/R beam resumed



YELLOW LED
Unit shut-off due to a **too lo-water level** into float tank

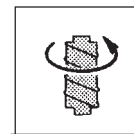


RED LED
ON all the time
- Unit shut-off due to a **too hi-condensing temperature**
- Unit shut-off due to a **too lo-ambient temperature <+1°C**



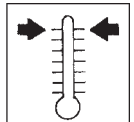

Blinking
3 minutes start up delay time

YELLOW LED
ON all the time
- Unit shut-off due to the **wrong rotation direction** of gear motor
- Unit shut-off due to the **too lo speed of gear motor**



Blinking
- Unit shut-off due to a **too hi-evaporating temp. >-1°C** after 10 min of operation

YELLOW AND RED LED
- Blinking: **Evaporator sensor out of order**
- Steady: **Condenser sensor out of order**



TO BY-PASS THE 3/60' STAND BY TIME, SIMPLY JUMP THE "TEST" CONTACTS WITH PC BOARD ENERGIZED

