

SCS



SCS 300

Ice Bin for Modular Ice Machines

SKOPE

ITV | 
ICE makers

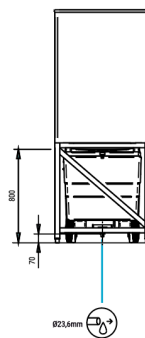
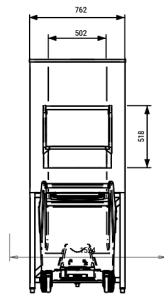
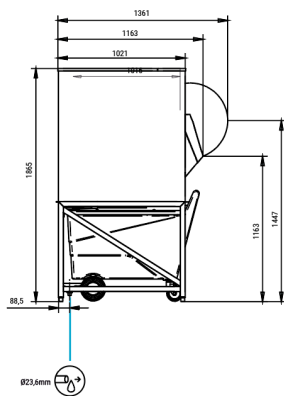


Features



- 300kg ice storage capacity
- Strong solid AISI 304 stainless steel box-type frame
- Hard sanitary polyethylene vat, resistant to blows, and scratches
- Easy cleaning design[®]: seamless one-piece vat with rounded corners, avoiding possible dirty points and facilitating cleaning
- Drainage system that collects and drives the water to the drain keeping the bin and floor clean & dry
- Large capacity easy cart[®], up to 112 kg of ice (70 kg with buckets); ergonomic, easy to move with little effort
- Easy cart[®] has a braking and drainage system
- Easy cart[®] is made of sanitary polyethylene, with smooth surface to facilitate cleaning. It includes a cover to prevent dirt from contaminating the ice
- Buckets for distributing ice quickly and effortlessly can be included

Machine Specifications



Machine dimensions	762 x 1016 x 1865mm
Packed dimensions	962 x 1216 x 2065mm
Weight	95kg
Floor area	2.41m ²
Storage bin capacity	412kg (300kg in bin & 112kg in cart)

Supplied Accessories



Water Outlet
Hose



Large
Scoop



Ice Paddle



Ice Paddle
Support

Water Filter

A Watermark approved* water filter, suitable for the water type at the place of installation must be used. SKOPE can provide a water filter that protects the Ice Maker, and ensures proper function and high quality ice production. Service or repair due to absence of a suitable water filter will not be covered by SKOPE warranty. Contact SKOPE for more information.

*Watermark approval is only applicable to Australian installations. Elsewhere, a suitable water filter must be used