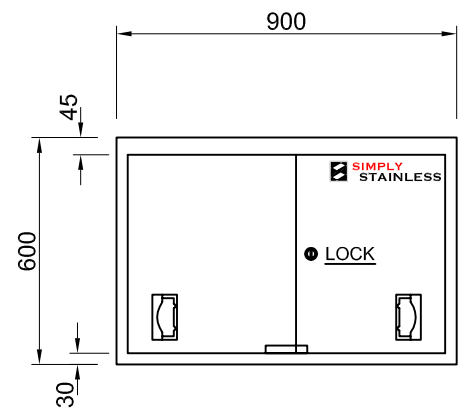
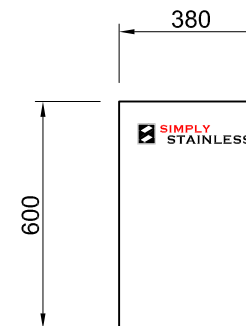


PLAN




FRONT ELEVATION



SIDE ELEVATION

29-WC-0900

 <p>www.simplystainless.com Modular Sinks Tables and Shelving</p> <p>CI GROUP PTY LTD COPYRIGHT ©</p> <p>This drawing is the property of CI GROUP PTY LTD trading as SIMPLY STAINLESS, and it may not be copied, reproduced or modified in whole or in part, without prior written permission of CI GROUP PTY LTD.</p> <p><b>29-WC-0900 WALL CUPBOARD</b></p>
--

SCALE 1:20

CONSTRUCTION NOTES:

1. TOPS & SIDES MADE FROM 1.2mm STAINLESS STEEL.