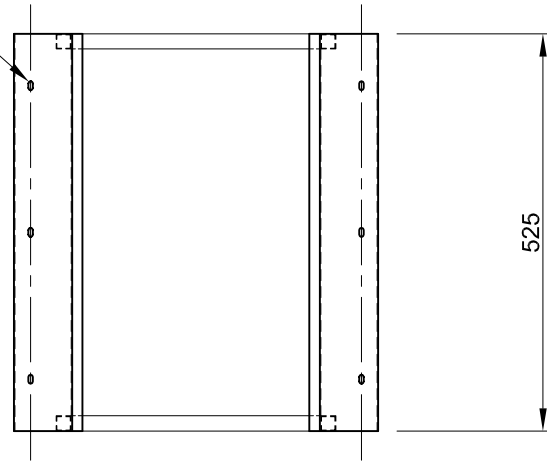
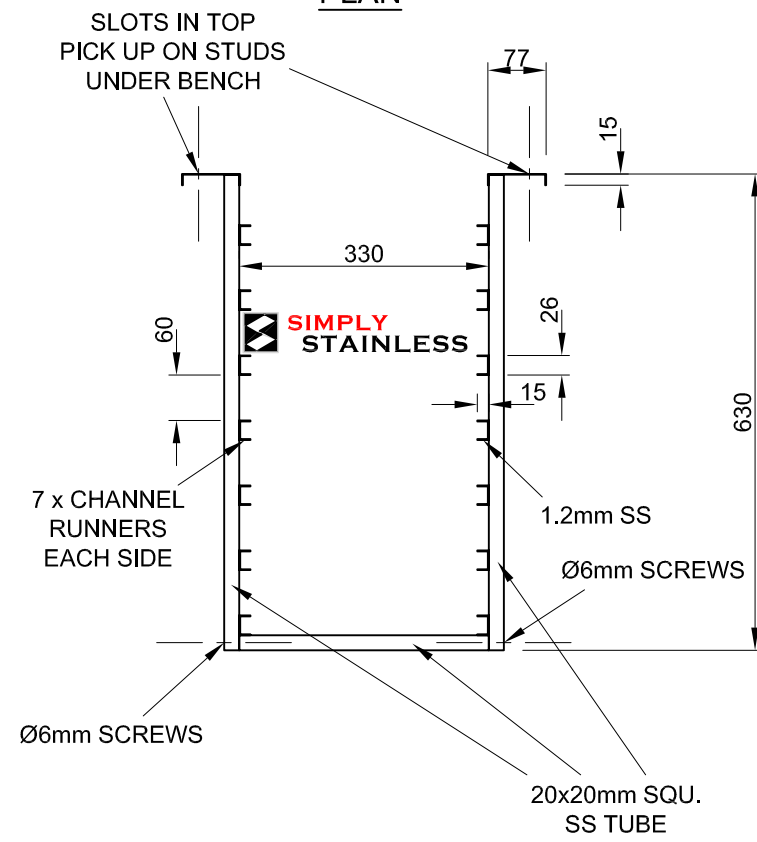


SLOTS IN TOP
PICK UP ON STUDS
UNDER BENCH



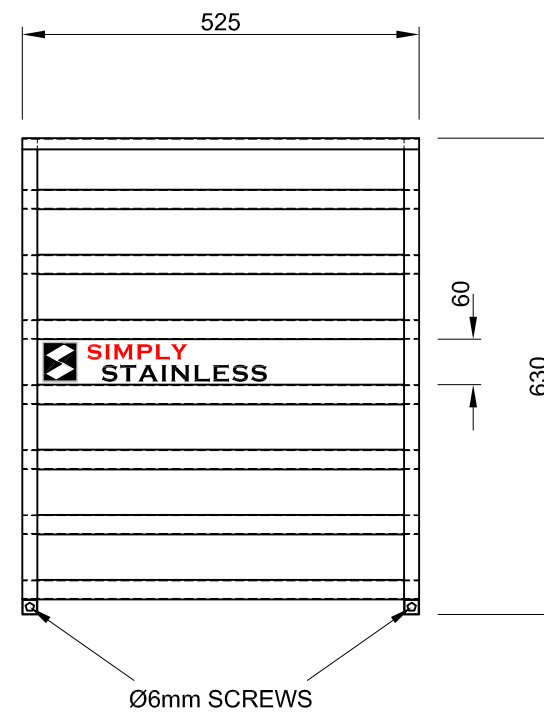
PLAN



FRONT ELEVATION

35-GDC

TO ACCEPT 1/ 1 GASTRONORM DISH



SIDE ELEVATION

SIMPLY STAINLESS
www.simplystainless.com
Modular Sinks Tables and Shelving

CI GROUP PTY LTD COPYRIGHT ©

This drawing is the property of CI GROUP PTY LTD trading as SIMPLY STAINLESS, and it may not be copied, reproduced or modified in whole or in part, without prior written permission of CI GROUP PTY LTD.

35 - GDC GASTRONORM DISH CASSETTE

SCALE 1:10

CONSTRUCTION NOTES:

1. RUNNERS MADE FROM 1.2mm STAINLESS STEEL.
2. FRAME MADE FROM 20 x 20 x 1.2mm STAINLESS STEEL TUBE.