


Jade pizza counter

self contained



Electronic controller



Blown airwell



Removable air ducts



Removable cassette



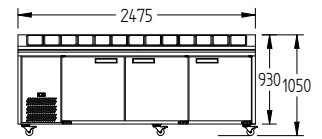
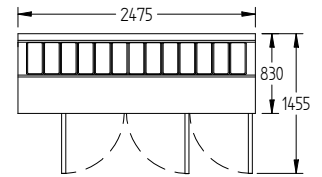
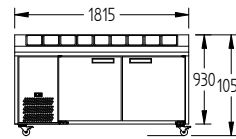
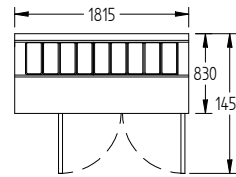
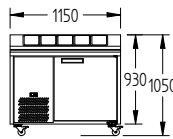
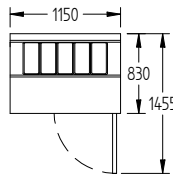
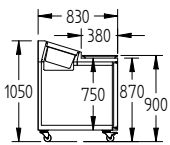
10 Amp power

Our Australian made and designed pizza counters are engineered to perform in the harshest environments that kitchens can dish up. They are designed for quick access to fresh ingredients, combined with a large preparation area and huge storage space for the busiest kitchen.



Advantages

- High ambient rating for hard working environments
- Coolsmart electronic controller for energy efficiency and even temperatures
- Fully enclosed stainless steel well under food pans—prevents food from dropping into cabinet
- Raised ergonomically angle pots
- Removable wire grid for easy tray sliding
- One plastic coated shelf per door
- Refrigerated blown air over and under ALL pans—maximizes food holding capacity and refrigeration efficiency
- Removable blown air ducts for easy cleaning
- Polycarbonate sliding lids over blown air well
- Stainless worktop
- Self closing solid doors
- Forced air refrigeration system contained in a removable cassette for easy servicing and maintenance
- Waste heat recovery vaporiser system—no need for external drain
- Longer life anti corrosive evaporator coil coating
- Swivel and brake castors
- Threaded castors allow simple leg changeover if required
- Designed and built to international quality standards for reliability and performance—HACCP compliant
- Face mounted hinges for plinth mounting



MODEL		1 DOOR	2 DOOR	3 DOOR
H (Refrigerator +1°/+4°C)	White	HJ1PCBA	HJ2PCBA	HJ3PCBA
H (Refrigerator +1°/+4°C)	Stainless Steel	HJ1PCBASS	HJ2PCBASS	HJ3PCBASS

SPECIFICATIONS

CAPACITY LITRES	400	710	1070
GN PANS 150 MM DEEP (INCLUDED)	5 X 1/3	9 X 1/3	13 X 1/3
DIMENSIONS - W X D X H (ON CASTORS) MM	1150 W x 830 D x 870 H on castors	1815 W x 830 D x 870 H on castors	2475 W x 830 D x 870 H on castors
WEIGHT UNPACKED (KG)	160	210	240

STANDARD INCLUSIONS ***

DOOR TYPE

Standard: **SD** (Solid Door) Optional: **DR** (Drawer)

FINISH (INTERIOR & EXTERIOR EXCLUDING UNDER. STAINLESS STEEL INTERNAL FLOOR & PREP AREA)

CB (White), **CBB** (Black), **SS** (Stainless Steel)

SHELVES/DOOR

1

1

1

ELECTRICAL

POWER SUPPLY	10 amp	10 amp	10 amp	
FRIDGE MODELS	RUNNING AMPS	3.8	4.8	5.8

GAS TYPE

REFRIGERANT	SELF CONTAINED	R134a	R134a	R134a
	REMOTE	R404a	R404a	R404a

REFRIGERATION WATTAGES FOR OPTIONAL REMOTE UNITS

REMOTE WATTAGES	600 @ -10°C SST	750 @ -10°C SST	1200 @ -10°C SST
------------------------	-----------------	-----------------	------------------

*** For **Jade pizza counter OPTIONS** see page 47

Prices do not include GST. Prices and specifications are subject to change without notice.