

Pearl Star


self contained



Electronic controller



Top mounted



Choice of finishes



LED lighting



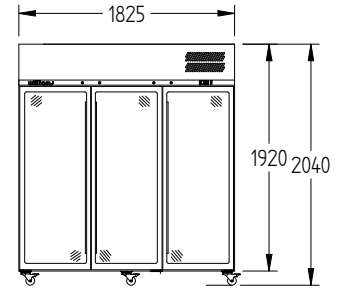
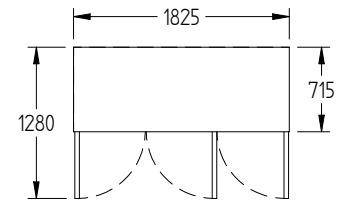
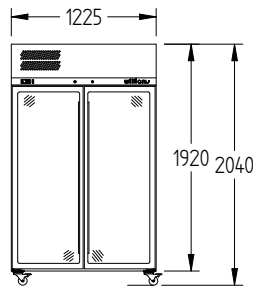
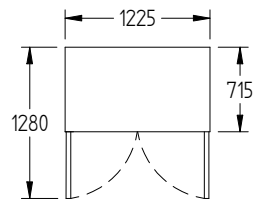
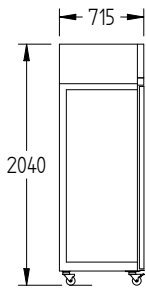
10 Amp power

An Australian made cabinet with a choice of a 2 or 3 door model and optional glass door types. A popular and proven performer in many areas of operation. A whopping 1510 litre capacity in the three door and your choice of refrigerator or freezer.



Advantages

- 43°C ambient rating for hard working environments (38°C for glass door freezers)
- Coolsmart electronic controller for energy efficiency and even temperatures
- Top mounted refrigeration system for simple maintenance and easy servicing
- Waste heat recovery vaporiser system—no need for external drain
- Long life and energy efficient 12 volt LED lights
- Threaded castors allow simple leg changeover if required
- Four sets of plastic coated shelves per door
- Peace of mind auto defrost (electric on freezer models)
- Designed and built to international quality standards for reliability and performance
- Optional double glazed heated doors for reduced condensation and clear view



MODEL		2 DOOR	3 DOOR
H (Refrigerator +1°/+4°C)	White, Glass Door	HPS2GDCB	HPS3GDCB
H (Refrigerator +1°/+4°C)	White, Solid Door	HPS2SDCB	HPS3SDCB
L (Freezer -18°/-22°C)	White, Glass Door	LPS2GDCB	N/A
L (Freezer -18°/-22°C)	White, Solid Door	LPS2SDCB	LPS3SDCB
H (Refrigerator +1°/+4°C)	Stainless Steel, Glass Door	HPS2GDSS	HPS3GDSS
H (Refrigerator +1°/+4°C)	Stainless Steel, Solid Door	HPS2SDSS	HPS3SDSS
L (Freezer -18°/-22°C)	Stainless Steel, Glass Door	LPS2GDSS	N/A
L (Freezer -18°/-22°C)	Stainless Steel, Solid Door	LPS2SDSS	LPS3SDSS

SPECIFICATIONS

CAPACITY LITRES	950	1510
DIMENSIONS - W X D X H (ON CASTORS) MM	1225 W x 715 D x 2040 H	1825 W x 715 D x 2040 H
WEIGHT UNPACKED (KG)	220	290

STANDARD INCLUSIONS ***

DOOR TYPE	GD (Glass Door), SD (Solid Door), Optional: PT (Pass Thru)	
FINISH (INTERIOR AND EXTERIOR, EXCLUDES REAR AND UNDER, STAINLESS STEEL INTERNAL FLOOR)	CB (White), CBB (Black), SS (Stainless Steel)	
SHELVES/DOOR	4	4

ELECTRICAL

POWER SUPPLY	10 amp	10 amp	
FRIDGE MODELS - GLASS DOORS	RUNNING AMPS	4.8	5.0
FRIDGE MODELS - SOLID DOORS	RUNNING AMPS	4.7	4.9
FREEZER MODELS - GLASS DOORS	RUNNING AMPS	9.0	N/A
FREEZER MODELS - SOLID DOORS	RUNNING AMPS	7.3	8.0

GAS TYPE

REFRIGERANT	FRIDGE MODELS	R134a	R134a
	FREEZER MODELS	R404a	R404a

REFRIGERATION WATTAGES FOR OPTIONAL REMOTE UNITS

FRIDGE MODELS - GLASS DOORS	850 @ -5°C SST	1120 @ -5°C SST
FRIDGE MODELS - SOLID DOORS	580 @ -5°C SST	700 @ -5°C SST
FREEZER MODELS - GLASS DOORS	1480 @ -30°C SST	N/A
FREEZER MODELS - SOLID DOORS	950 @ -30°C SST	1550 @ -30°C SST

*** For **Pearl Star OPTIONS** see page 19

Prices do not include GST. Prices and specifications are subject to change without notice.