

Ruby Star


self contained



Electronic controller



Top mounted



Choice of finishes



LED lighting



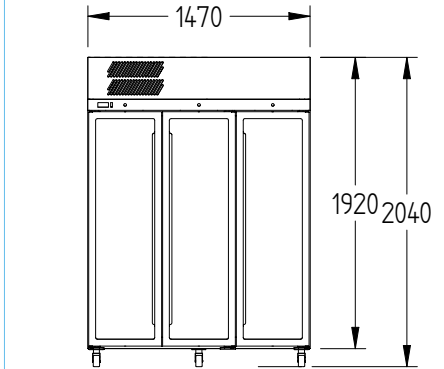
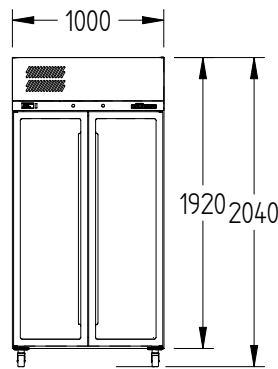
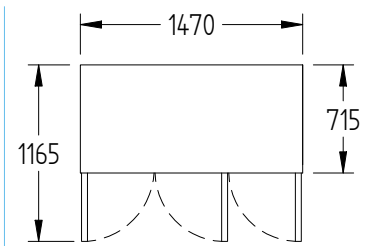
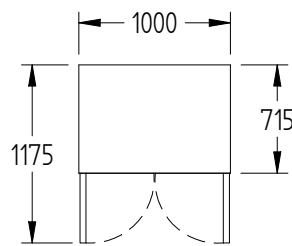
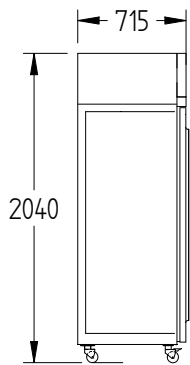
10 Amp power

An Australian made cabinet with a choice of a 2 or 3 door model and optional glass door types. A proven performer in many areas of operation. A generous 1160 litre capacity in the three door and your choice of refrigerator or freezer.



Advantages

- 43°C ambient rating for hard working environments.
- Coolsmart electronic controller for energy efficiency and even temperatures
- Top mounted refrigeration system for simple maintenance and easy servicing
- Waste heat recovery vaporiser system—no need for external drain
- Long life and energy efficient 12 volt LED lights
- Threaded castors allow simple leg changeover if required
- Four sets of plastic coated shelves per door
- Peace of mind auto defrost (electric on freezer models)
- Designed and built to international quality standards for reliability and performance
- Optional double glazed heated doors for reduced condensation and clear view



MODEL		2 DOOR	3 DOOR
H (Refrigerator +1°/+4°C)	White, Glass Door	HRS2GDCB	HRS3GDCB
H (Refrigerator +1°/+4°C)	White, Solid Door	HRS2SDCB	HRS3SDCB
L (Freezer -18°/-22°C)	White, Solid Door	LRS2SDCB	LRS3SDCB
H (Refrigerator +1°/+4°C)	Stainless Steel, Glass Door	HRS2GDSS	HRS3GDSS
H (Refrigerator +1°/+4°C)	Stainless Steel, Solid Door	HRS2SDSS	HRS3SDSS
L (Freezer -18°/-22°C)	Stainless Steel, Solid Door	LRS2SDSS	LRS3SDSS

SPECIFICATIONS

CAPACITY LITRES	750	1160
DIMENSIONS - W X D X H (ON CASTORS) MM	1000 W x 715 D x 2040 H	1470 W x 715 D x 2040 H
WEIGHT UNPACKED (KG)	200	250

STANDARD INCLUSIONS ***

DOOR TYPE	GD (Glass Door), SD (Solid Door), Optional: PT (Pass Thru)	
FINISH (INTERIOR AND EXTERIOR, EXCLUDES REAR AND UNDER, STAINLESS STEEL INTERNAL FLOOR)	CB (White), CBB (Black) SS (Stainless Steel)	
SHELVES/DOOR	4	4

ELECTRICAL

POWER SUPPLY	10 amp	10 amp
FRIDGE MODELS - GLASS DOORS	RUNNING AMPS 4.6	5.5
FRIDGE MODELS - SOLID DOORS	RUNNING AMPS 4.6	5.4
FREEZER MODELS - SOLID DOORS	RUNNING AMPS 3.6	6.0

GAS TYPE

REFRIGERANT	FRIDGE MODELS	R134a	R134a
	FREEZER MODELS	R404a	R404a

REFRIGERATION WATTAGES FOR OPTIONAL REMOTE UNITS

FRIDGE MODELS - GLASS DOORS	760 @ -5°C SST	900 @ -5°C SST
FRIDGE MODELS - SOLID DOORS	530 @ -5°C SST	660 @ -5°C SST
FREEZER MODELS - SOLID DOORS	710 @ -30°C SST	960 @ -30°C SST

*** For **Ruby Star OPTIONS** see page 19

Prices do not include GST. Prices and specifications are subject to change without notice.